



Tech Policy Primer

OPERATIONAL PLAN

International Entrepreneur Parole Application Adjudication Wizard

Max Katz, Nancy Mandujano, Stephanie Pakrul, Chris Torres, and Katarina Watney

OVERVIEW

This document outlines a plan for the United States Citizenship and Immigration Services (USCIS) to create an automated application tool (e.g. an “application wizard”) for internal use by adjudicators to review International Entrepreneur Parole (IEP) applications. An automated application processing tool would speed up internal review times and ultimately increase the number of applicants to the IEP. The tool could be added into the existing [Validation Instrument for Business Enterprises \(VIBE\)](#) dashboard – a tool designed to enhance the agency’s adjudication of certain employment-based immigration applications – or could operate as a standalone tool. A working example can be found [here](#).

The wizard should be able to:

1. Dynamically parse information from a submitted application;
2. Access relevant databases, such as [Dun & Bradstreet](#) and [CrunchBase](#), that contain business and investment information needed to verify company information, using the wizard’s API; and
3. Analyze an applicant’s submitted documents, automatically verifying information like the start-up entity, qualified investors, and eligibility.

Creating an application processing wizard would result in near-immediate approval or rejection decisions for most applications. The wizard could also be generalized to be used with all visa and parole programs. Applications requiring additional adjudicator review would be automatically flagged for manual verification.

One key limitation of this automated application processor is that there would continue to be some degree of manual review for applications that list companies not currently in accessible databases, notably farmers or farm-related companies, or applicants who are not yet included in the public or private databases used.

OPERATIONALIZATION

As illustrated in [this video demonstration](#), the wizard would provide a simple interface that an adjudicator could use to process an application. An example of the wizard tool itself can be found [here](#). See below for an overview of the key steps involved in using the wizard.

For Adjudicators

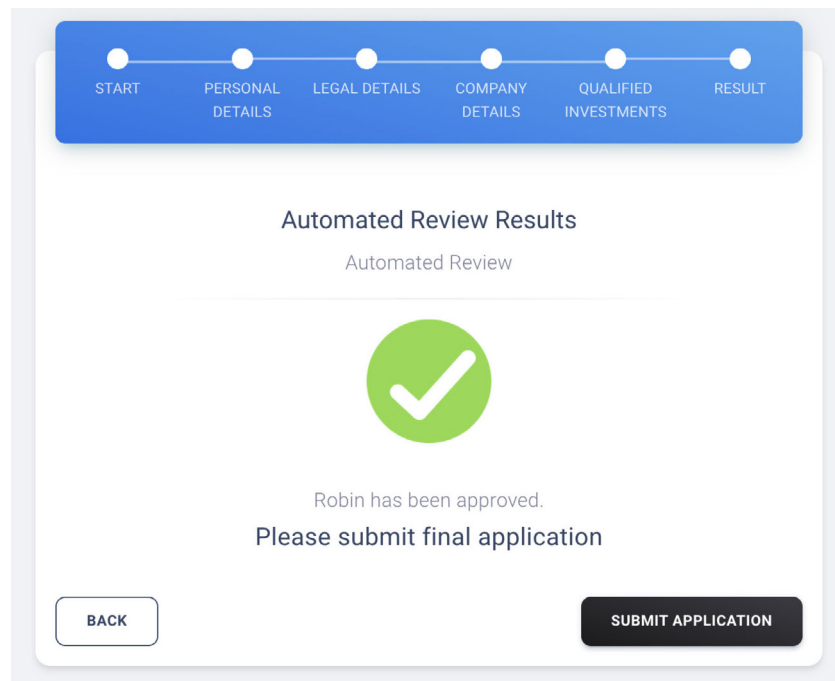
Processing an Application

To process an application, the adjudicator starts by navigating to the “Process New Application” tab, then clicking the “Upload” button to begin the automated processor. The adjudicator should upload the applicant’s I-941 form, the main form for applying to entrepreneurial parole.

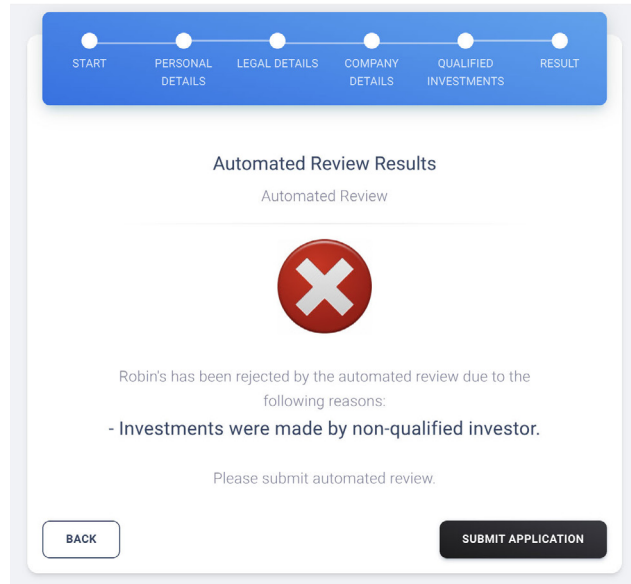
The screenshot shows a web interface for a wizard titled "Check Entrepreneur Eligibility for IEP". Below the title is the instruction "Refer to applicant's form I-941". A progress bar at the top contains six steps: START, PERSONAL DETAILS, LEGAL DETAILS, COMPANY DETAILS, QUALIFIED INVESTMENTS, and RESULT. The "START" step is currently active. Below the progress bar, the text asks "First, do you have the applicant's I-941 ?" and there is a blue button labeled "YES, LET ME UPLOAD".

Once the I-941 form has been parsed by the wizard, a summary of the application data will be shown for adjudicator verification. Upon visual confirmation, the wizard will provide one of three results:

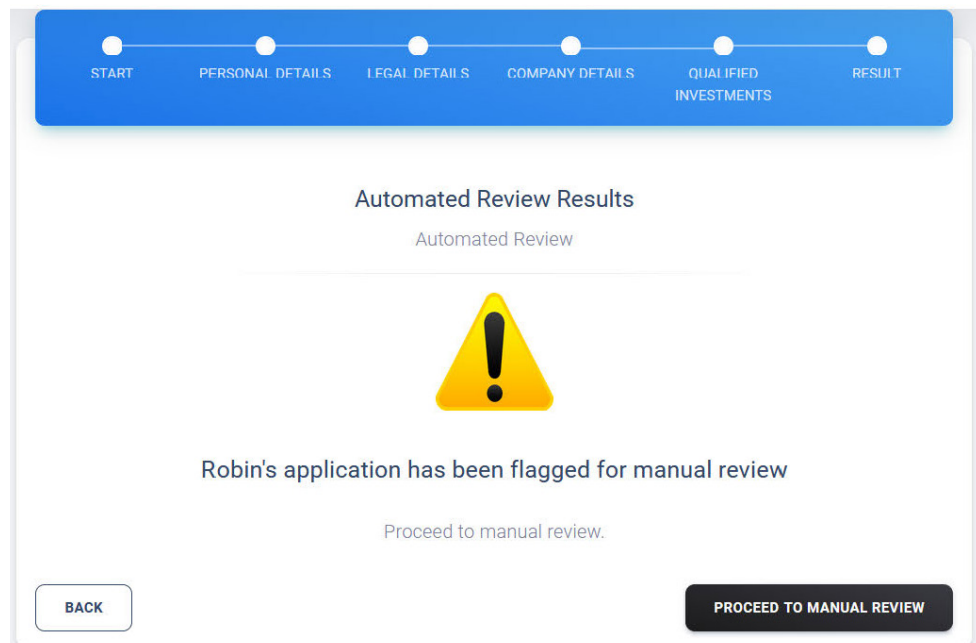
1. **Success:** The application successfully met the criteria and metrics dictated by the standard operating procedure (SOP) conditions for approval. The SOP is a procedural document that would cover logistical information (such as how physically mailed forms are collected and distributed) and necessary technical information about adjudicating applications. The application will successfully meet conditions for approval if the applicant's information matches the information included in external databases like Crunchbase, and if it matches criteria set in the USCIS internal SOP.



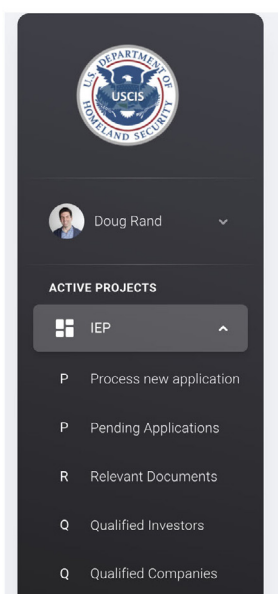
2. **Failure:** The application did not meet the criteria and metrics dictated by the SOP conditions.



3. **Review:** The application showed some ambiguity that requires manual review, e.g., mismatches in the investment amounts reported, faulty applicant data, or failure for “qualified investors” to be automatically verified based on available database integrations.



In the case of manual review, the wizard would display a helpful message for the adjudicator specifying the application criteria in need of review, as well as the accompanying documents. It should also guide the adjudicator through the series of steps required for successful completion of the manual review process. The goal is to complete as much of the review process as possible through the wizard.



In the [mockup](#) are additional features that may be useful to adjudicators. These include two searchable tables: one detailing qualified investors, and another displaying qualified companies. An additional feature includes a tab showing “Relevant Documents,” which provides useful and readily available reference documents for adjudicators, including: the SOP document, the policy manual, the official regulation, and IEP application instructions.

Other features could also be developed in consultation with adjudicators.

For Engineers

Frontend Architecture | User Interface (UI)

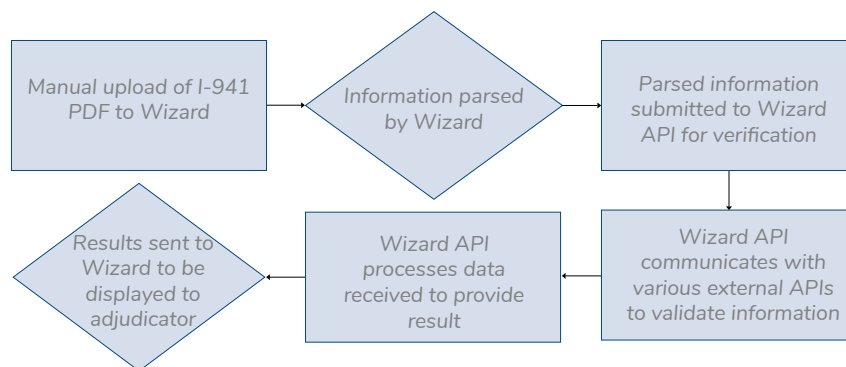
The wizard can be included as a feature in the existing **USCIS VIBE** dashboard or can be implemented as a standalone tool. Preference could be given to Javascript and React as robust frameworks for development since they are relatively easy to scale, are relatively popular among software developers, have supportive developer communities, and are the languages and frameworks of choice for many large companies. Our demo UI was designed using current industry standards, and in the final implementation of the wizard, we recommend incorporating open source libraries such as MaterialUI to expedite development. The prototype represented in this proposal can be constructed using a number of existing frameworks, including Vue and others.

Backend Architecture | API

If operating the wizard as a standalone tool, engineers should develop an API to serve as a mediator between the wizard interface and various internal or external third-parties. API development would allow upstream services — including existing USCIS verification tools and any existing third-party data providers, such as Dun & Bradstreet or Crunchbase — to access eligible application data. The creation of this API would serve to ensure reliability, transparency, and security.

To simplify development, the wizard API could be implemented in Javascript using Express or Koa as the API server. Additionally, various containerization options exist to handle scaling of the infrastructure, including Docker, or AWS EC2 to ensure reliability. However, this could vary depending on engineering preference.

See below for an illustration showing the flow of data for the standalone tool:



Notably, direct integration with an existing USCIS API is not necessary. However, the wizard does need an API to ensure the security of the upstream provider, including third-party data sources.

If integration to the VIBE dashboard is preferred, current USCIS engineers are the best resource to determine precisely how to incorporate the tool into VIBE based on the existing architecture and database structures. Presumably the wizard would integrate directly into the existing infrastructure.

Additional Resources

The U.S. General Services Administration (GSA) provides a useful [template](#) to help USCIS jumpstart API documentation and development. We also recommend reaching out to the [Technology Transformation Service](#) to help fund and develop this venture. The Center for Medicare and Medicaid Services also has many examples of [successful technology use](#).



**INTERNATIONAL ENTREPRENEUR PAROLE APPLICATION
ADJUDICATION WIZARD
Operational Plan**

